


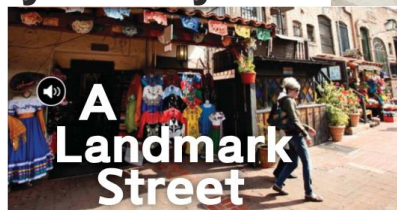
# Wonders Unit 1 Week 5 "Landmarks"

## How do landmarks help us understand our country's story?



Name \_\_\_\_\_

For each day that we do reading, please put a check mark next to the activities you did on that day



Day and Date	Read to Self / Listen to Reading	Read with Someone	Work on Writing	Word Work

### Your Choices:

#### Read to Self / Listen to Reading

- Read the Wonders stories online (ConnectEd) or in the textbooks
- Answer the story comprehension questions (attached)\*
- Do the Main Idea/Supporting Details practice sheets with Discovery Education videos (attached).\*
- Read an independent reading book
- Take an AR quiz (A total of 7 need to be done by March 15)
- Do iReady lessons

#### Work on Writing

- Writer's Workshop: Work on the Native American Tribe research report.

#### Read with Someone

- Answer the story comprehension questions with a partner (attached)\*
- Read a chapter book with a partner

#### Word Work

- Do the Word Sort (attached)\*
- Answer Vocabulary Questions (attached)\*
- Work on Spelling and Vocab words with word work papers. Turn in at least 2 of these. (papers are in the supply area)\*
- Practice spelling words – SpellingCity.com
- Practice vocabulary words – VocabCity.com
- Do the BrainPop and BrainPop Jr assignments for Main Idea/Supporting Details, Homonyms, Reading Non-Fiction\*
- Do the Multiple Meaning Word assignment on Google Classroom\*

**\* All items with an asterix (\*) MUST be attached to this packet or done online.**

# Spelling Words - Word Work - Word Sort

## Long o: o, ow, o and final e, oa, oe

Directions: Please use the key words to place each spelling word in the appropriate column. **\*The spelling test will be Wed., Feb. ,**

- |           |          |           |          |             |
|-----------|----------|-----------|----------|-------------|
| 1. coast  | 2. coal  | 3. sold   | 4. broke | 5. slow     |
| 6. float  | 7. soak  | 8. scold  | 9. note  | 10. show    |
| 11. toad  | 12. gold | 13. slope | 14. bone | 15. foe     |
| 16. snail | 17. same | 18. weigh | 19. bowl | 20. program |

Long O o	Long O ow	Long O o and final e	Long O oa	Long O oe	Other

# Vocabulary Words - Word Work - Questions

Answer each question in complete sentences.

Don't forget to restate the question.

1. How is a turkey **carved**?

2. Have you ever figured out the **clues** to riddle? If yes, tell about the riddle and what you figured out. If not, search for a riddle (see [diveintolearning.com](http://diveintolearning.com), in the reading section for Wonders 1.5) and share what you think the meaning of one of the riddles is.

3. Describe something **grand**.

4. Have you ever been to a famous **landmark**? If yes, tell which landmark you visited. If not, tell which one you would like to visit. Don't forget to share what the landmark is and where it is located.

5. Name a **massive** object.

6. If you could build **monument**, what would it be about and look like?

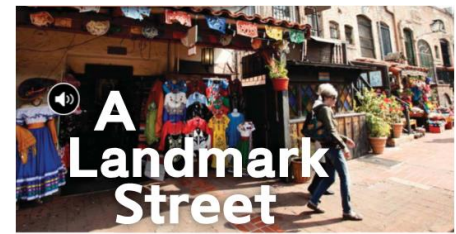

7.A. Who is the head of our **national** government?

7.B. Who is the head of another government (country) that you would like to learn more about?

8. If you walked into your home and saw **traces** of dirt left on the ground, where might you have been before you came inside?

# A Mountain of History and A Landmark Street

Genre: Expository Text (Non-Fiction)



Directions: Read or listen to the two non-fiction text selections in your Wonders Literature Anthology book. The 1<sup>st</sup> selection is on p. 94-97. The 2<sup>nd</sup> is on p. 98-99. Then, answer the following questions.

You may choose to answer these questions either:

1. on a separate sheet of paper & attach it to this packet, OR
2. do this on a Google Doc and share it with me in Google Classroom

Don't forget to:

- use evidence based terms
- restate the question
- use examples (quotes) from the text to explain your thinking.

1. Why are the 4 former Presidents on Mount Rushmore symbols of our country?  
p. 95
2. Reread p. 95. How does the author show that Mount Rushmore can teach you about America's history?
3. What is the main idea of "Think Big!"? What 3 details support this main idea?  
p. 96
4. How does the author help you understand the size of the monument and how big a job it was to create? p. 96
5. Use important details from "A Mountains in History" to summarize what the selection is about.
6. Mount Rushmore teaches us about our Presidents and our country's past. What else does it teach us? p. 97
7. Why do families visit Olvera Street (in Los Angeles)? p. 98
8. How do you know that Olvera Street is an important landmark? p. 98
9. Use important details from "A Landmark Stree" to summarize what the selection is about.

# Main Idea / Supporting Details Practice

## Practice #1:

Go to Discovery Education and watch the video that is assigned to you, called "Main Idea: Pyramid Plunder."

After watching the video, write 3 details that support the main idea. The video will guide you.



**TOPIC:**  
**EGYPTIAN**  
**PYRAMIDS**

**Main Idea:**  
There are pyramids in Egypt.

**Detail #1:**

**Detail #2:**

**Detail #3:**

## Practice #2:

Go to Discovery Education and watch the video that is assigned to you, called "Let's Visit Mount Rushmore."

After watching the video, decide what you think the main idea is and write this in the box. Then write 3 details that support the main idea.



**TOPIC:**  
**MOUNT**  
**RUSHMORE**

**Main Idea:**

**Detail #1:**

**Detail #2:**

**Detail #3:**